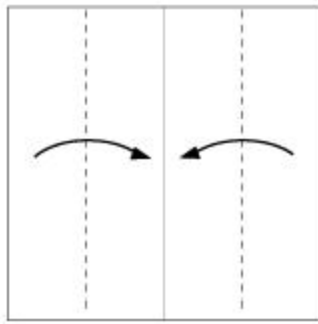
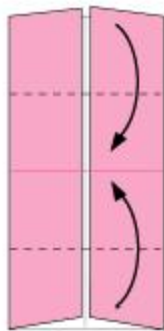


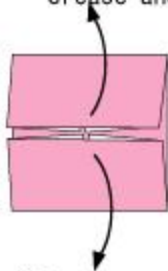
**1** Fold in half to make a crease and fold back




**2** Fold to meet the center line along the crease



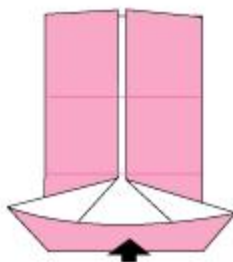
**3** Fold in the dotted lines



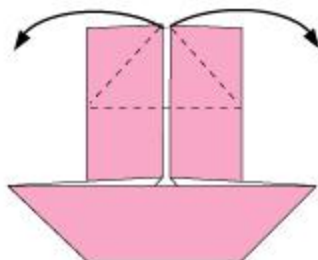
**4** Fold back



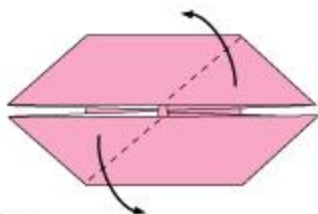
**5** Open the corners and fold forward in the dotted lines



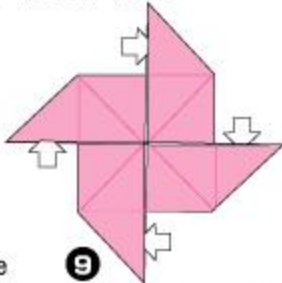
**6** Open the ↑ and flatten



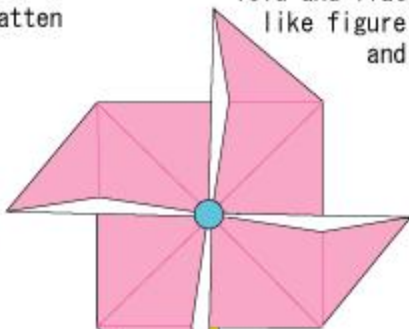
**7** Open the corners fold and flatten like figure 5 and 6



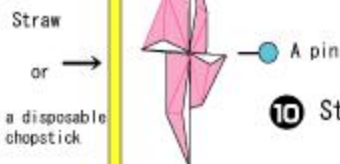
**8** Fold in the dotted line



**9** Lightly Open the → part to make slight spaces



**11** Finished



**10** Stick a pin